

**■ PRODUCT CHARACTERISTICS**

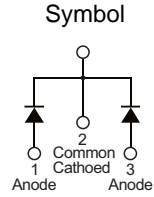
VR(@IC=0.5mA)	150V
VF(Typ@IF=30A)	0.88V
IR(@VR=150V)	50uA
ID	60A

**■ MECHANICAL CHARACTERISTICS**

- \* Case: epoxy,molded
- \* Finish:all external surfaces corrosion resistant and terminal
- \* Leads are readily solderable
- \* Leads temperature for soldering purposes:  
260°C Max for 10 seconds

**■ FEATURES**

- \* Guard ring for stress protection
- \* Low forward voltage
- \* Low power loss/high efficiency
- \* High surge capacity
- \* Low stored charge majority carrier conduction
- \* Pb free package are available


**TO-247S**
**■ ORDER INFORMATION**

Order codes		Package	Packing
Halogen-free	Halogen		
N/A	MBR60150W	TO-247S	30pieces/Tube

**■ MAXIMUM RATINGS (Each diode leg)**

Parameter	Symbol	Value	Unit
Peak repetitive reverse voltage	$V_{RRM}$	150	V
Average rectified output current	Total	60	A
	Per leg	30	A
Non-repetitive peak forward surge current 8.3ms single half sine-wave superimposed on reate load	$I_{FSM}$	500	A
Operating and storage temperature range	$T_J, T_{STG}$	-55 to + 175	°C

**■ ELECTRICAL CHARACTERISTICS**

Parameter	Symbol	Conditions	Min	Typ	Max	Unit
Peak repetitive reverse voltage	$B_V$	$I_C=0.5mA, T_J=25^\circ C$	150	-	-	V
Forward voltage drop	$V_F$	$I_F=30A, T_J=25^\circ C$	-	0.88	0.92	V
Leakage current	$I_R$	$V_R=150V, T_J=25^\circ C$	-	-	0.05	mA
		$V_R=150V, T_J=125^\circ C$	-	-	6	

■ TYPICAL CHARACTERISTICS

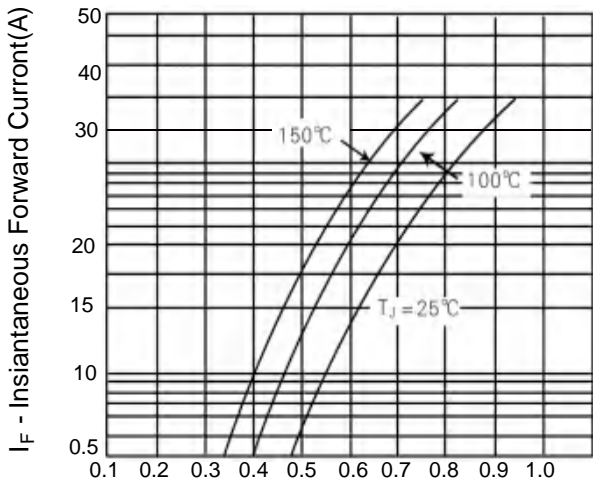


Figure 1. Typical Forward Voltage Per Diode

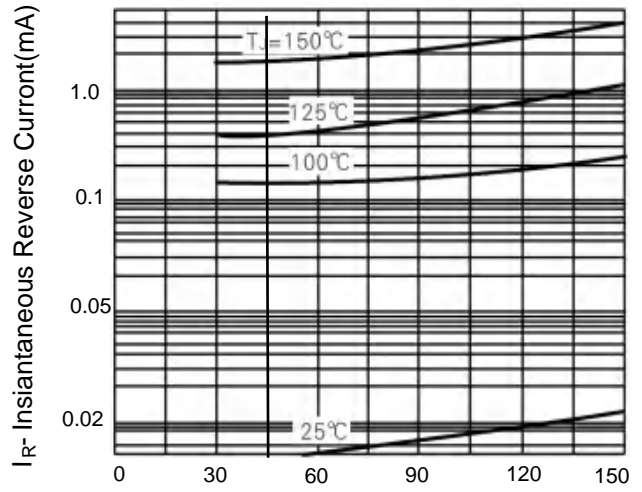


Figure 2. Typical Reverse Current Per Diode

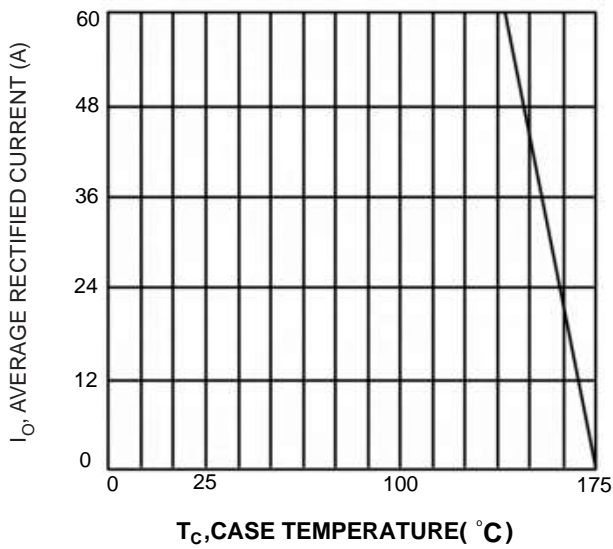


Fig.3 Forward Current Derating Curve

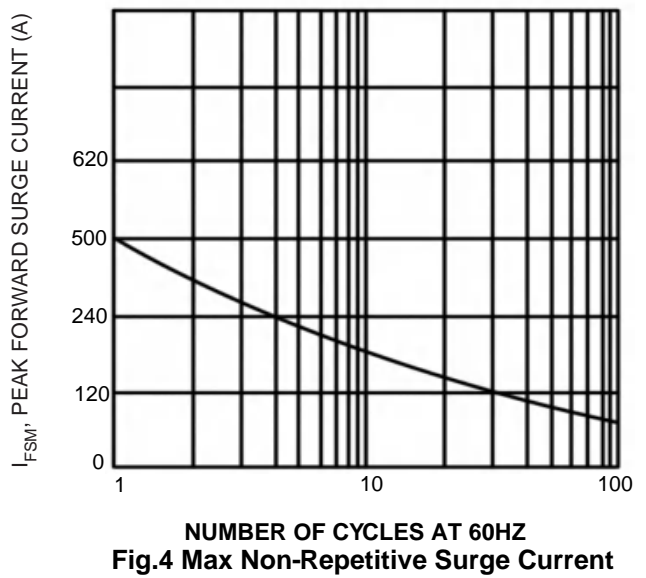


Fig.4 Max Non-Repetitive Surge Current

■ TO-247S PACKAGE OUTLINE DIMENSIONS

