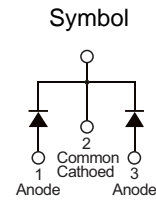


■ PRODUCT CHARACTERISTICS


VR(@IC=0.5mA)	200V
VF(Typ@IF=10A)	0.9V
IR(@VR=200V)	0.05mA
ID	20A


■ MECHANICAL CHARACTERISTICS

- * Case: epoxy,molded
- * Finish:all external surfaces corrosion resistant and terminal
- * Leads are readily solderable
- * Leads temperature for soldering purposes:
260°C Max for 10 seconds

■ FEATURES

- * Low forward voltage
- * Low power loss/high efficiency
- * Low stored charge majority carrier conduction
- * Pb free package are available



TO-220F

■ ORDER INFORMATION

Order codes		Package	Packing
Halogen-free	Halogen		
N/A	MBR20200F	TO-220F	50pieces/Tube

■ MAXIMUM RATINGS (Each diode leg)

Parameter	Symbol	Value	Unit
Peak repetitive reverse voltage	V _{RRM}	200	V
Average rectified output current	Total	20	A
	Per leg	10	A
Non-repetitive peak forward surge current 8.3ms single half sine-wave superimposed on reate load	I _{FSM}	150	A
Operating and storage temperature range	T _J ,T _{STG}	-55 to + 175	°C

■ ELECTRICAL CHARACTERISTICS(T_A=25°C Unless otherwise specified)

Parameter	Symbol	Conditions	Min	Typ	Max	Unit
Peak repetitive reverse voltage	B _V	I _C =0.5mA, T _J =25°C	200	-	-	V
Forward voltage drop	V _F	I _F =10A, T _J =25°C	-	0.9	0.95	V
Leakage current	I _R	V _R =200V, T _J =25°C	-	-	0.05	mA
		V _R =200V,T _J =125°C	-	-	20	
Typical thermal resistance per diode	R _{θJ-C}		-	4	-	°C/W

■ TYPICAL CHARACTERISTICS

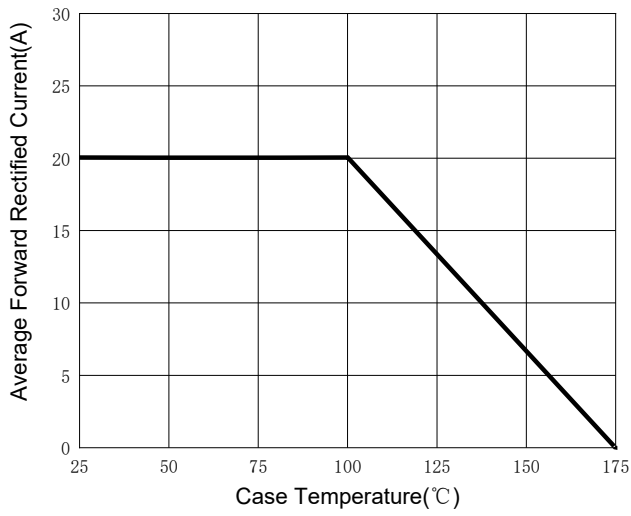


Fig.1: Forward Current Derating Curve

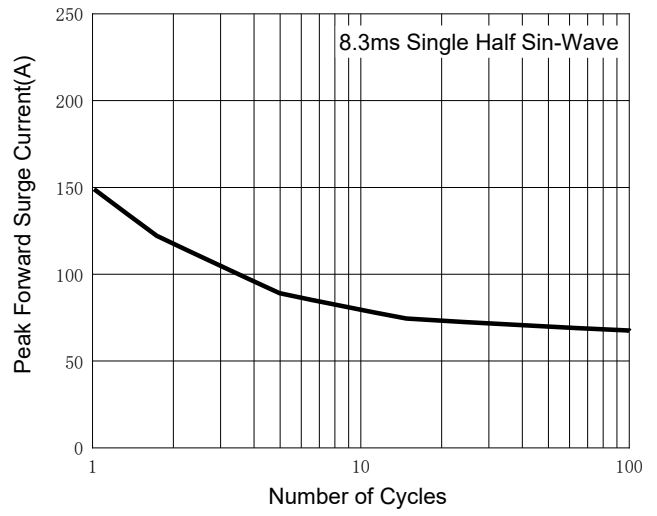


Fig.2: Forward Surge Current Capability (Per Diode)

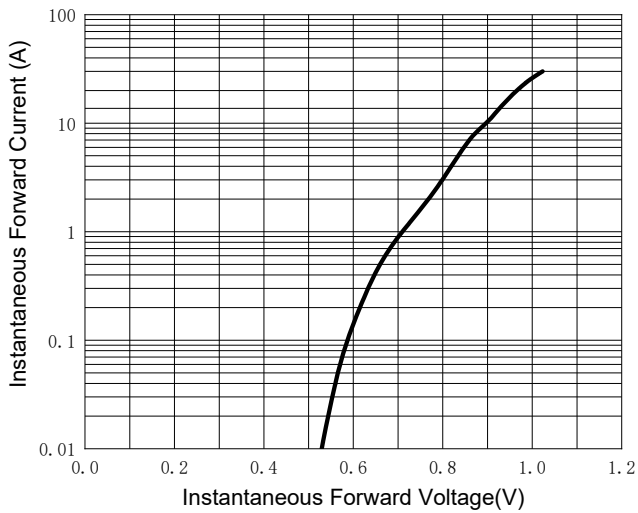


Fig.3: Typical Instantaneous Forward Characteristics (Per Diode)

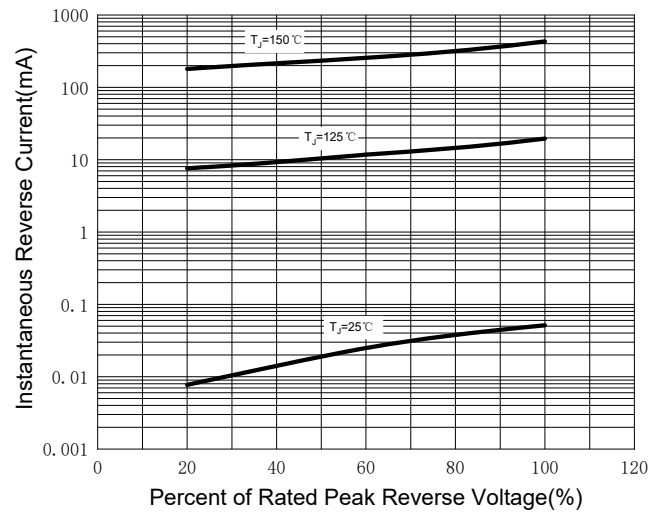


Fig.4: Typical Reverse Leakage Characteristics (Per Diode)

