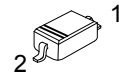


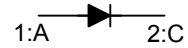
■ PRODUCT CHARACTERISTICS

VR(@IC=100uA)	40V
VF(Typ@IF=3A)	0.9V
IR(@VR=40V)	1mA
Io	1A

SYMBOL



SOD-323



■ FEATURES

- * high speed
- * Low forward voltage
- * Fast reverse recovery time

■ ABSOLUTE MAXIMUM RATINGS (TA=25°C, unless otherwise specified)

PARAMETER	SYMBOL	RATINGS	UNIT
Non-Repetitive Peak Reverse Voltage	V_{RM}	40	V
Peak Repetitive Peak Reverse Voltage	V_{RRM}	40	V
Work Peak Reverse Voltage	V_{RWM}	40	V
DC Blocking Voltage	V_R	40	V
RMS Blocking Voltage	$V_{R(RMS)}$	28	V
Repetitive Peak Forward Current	I_{FRM}	1.5	A
Average Rectified Output Current	I_O	1	A
Non-repetitive Peak Forward Surge Current@t=8.3ms	I_{FSM}	9	A
Power Dissipation	P_D	500	mW
Thermal Resistance From Junction to Ambient	$R_{\theta JA}$	200	°C/W
Operation Junction And Storage Temperature Range	T_J, T_{STG}	-55 ~ +150	°C

■ ELECTRICAL CHARACTERISTICS (TA=25°C, unless otherwise specified)

PARAMETER	SYMBOL	TEST CONDITIONS	MIN	TYP	MAX	UNIT
Reverse Breakdown Voltage	$V_{(BR)}$	$I_R=1mA$	40	-	-	V
Forward Voltage	V_F	$I_F=1A$	-	-	0.6	V
		$I_F=3A$	-	-	0.9	V
Reverse Voltage Leakage Current	I_R	$V_R=40V$	-	-	1	mA
Diode Capacitance	C_D	$V_R=4V, f=1.0MHz$	-	-	120	pF

■ TYPICAL CHARACTERISTICS

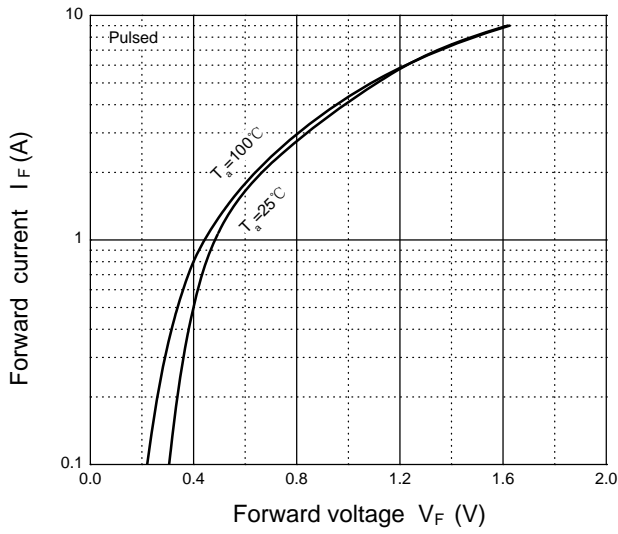


Figure 1: Forward characteristics

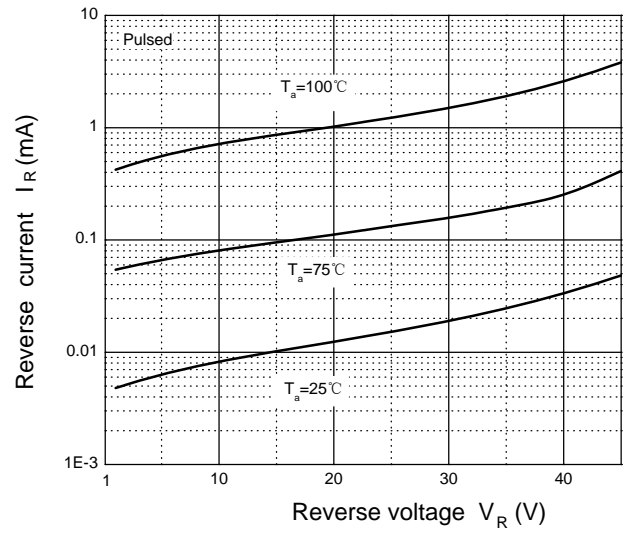


Figure 2: Reverse characteristics

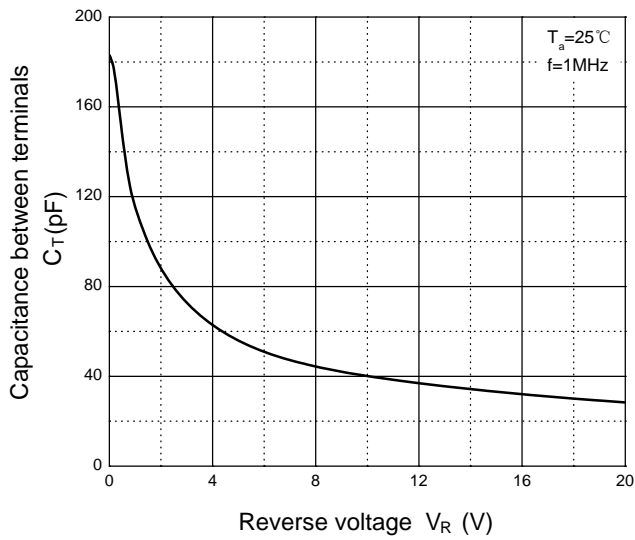


Figure 3: Capacitance characteristics

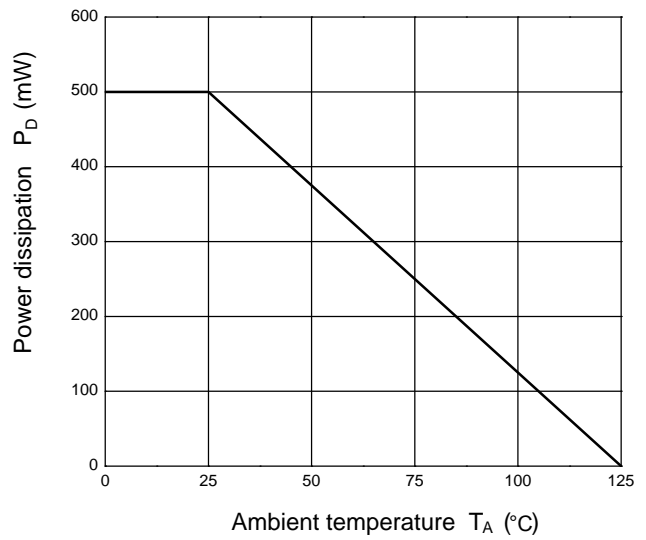
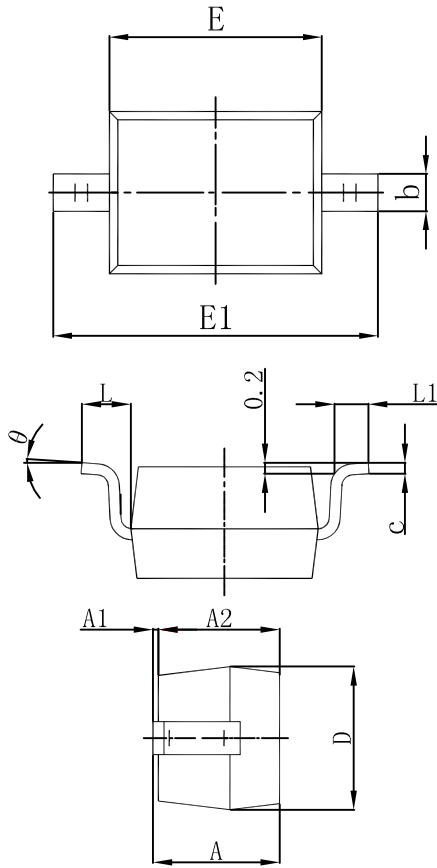


Figure 4: Power derating curve

■ SOD323 PACKAGE OUTLINE DIMENSIONS



Symbol	Dimensions In Millimeters	
	Min	Max
A		1.100
A1	0.000	0.100
A2	0.800	1.000
b	0.250	0.350
c	0.080	0.150
D	1.200	1.400
E	1.600	1.800
E1	2.500	2.750
L	0.475 REF	
L1	0.250	0.400
θ	0°	8°